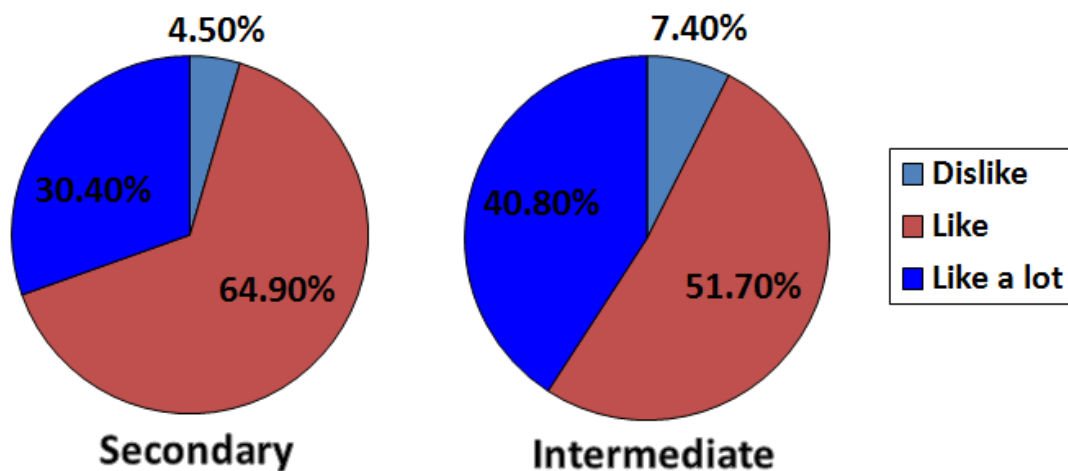


# EFL Students' Report on Changes at Brummana High School

---

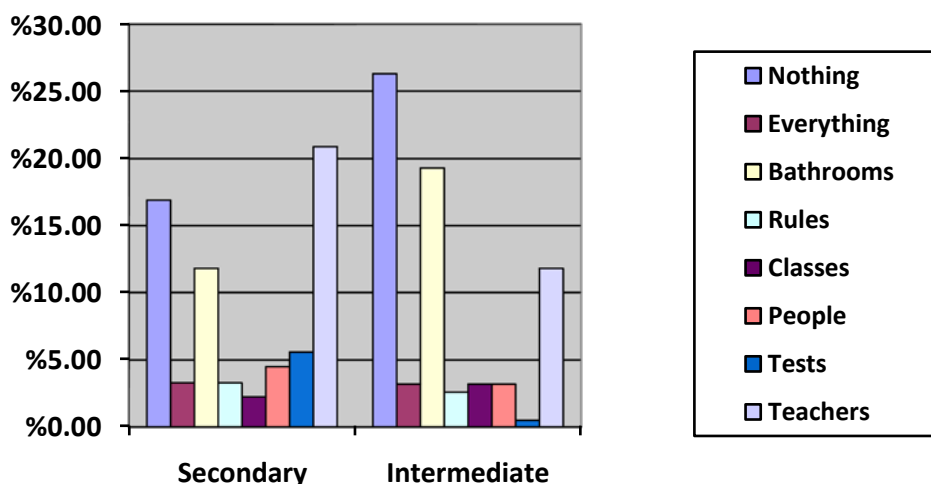
The EFL Intermediate level students at Brummana High School did a project about changes in B.H.S. We wrote questions and organized them into an Interview form. We used both closed and open questions. We interviewed 177 Secondary students and 186 Intermediate students. The students interviewed include 105 males in the Secondary and 101 in the Intermediate sections as well as 72 females in the Secondary and 85 in the Intermediate sections. We also interviewed 71 IP students in the Secondary and 88 in the Intermediate sections as well as 106 LP students in the Secondary and 96 in the Intermediate sections. However, we didn't divide the results into male and female or IP or LP categories.

When asked about what they think about B.H.S, 8 Secondary students dislike B.H.S., while 113 like the school and 53 like it a lot. On the other hand 13 Intermediate students dislike B.H.S, 90 like the school and 71 like it a lot. 3 students did not give answers in the Secondary Section and 17 in the Intermediate Section.



We can see here that 95.3 % of the secondary students and 92.52 % of the Intermediate students like the school as against 4.59 % in the Secondary and 7.47 % in the Intermediate section who dislike the school.

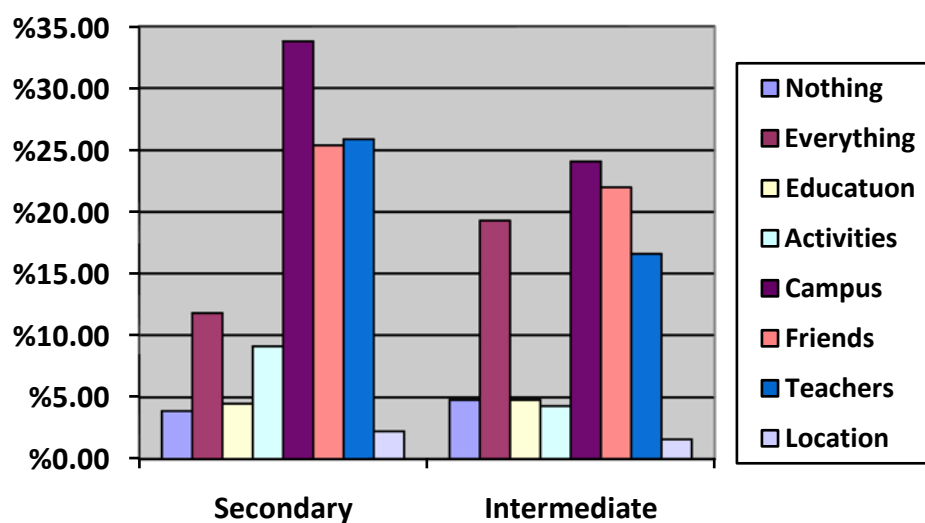
When asked about what they dislike at B.H.S., their answers included the following:



Secondary	Intermediate
6 students (3.3%) dislike everything in B.H.S.	6 students (3.2%) dislike everything in B.H.S.
30 students (16.9%) dislike nothing in B.H.S.	49 students (26.3%) dislike nothing in B.H.S.
21 students (11.8%) dislike the bathrooms in B.H.S.	36 students (19.3%) dislike the bathrooms in B.H.S.
37 students (20.9%) dislike some teachers in B.H.S.	22 students (11.8%) dislike some teachers in B.H.S.
3 students (1.6%) dislike the education in B.H.S.	***** *****
6 students (3.3%) dislike the rules in B.H.S.	5 students (2.6%) dislike the rules in B.H.S.
4 students (2.2%) dislike the classes in B.H.S.	6 students (3.2%) dislike the classes in B.H.S.
10 students (5.6%) dislike the tests in B.H.S.	1 student (0.5%) dislike the tests in B.H.S.

More than 15% In the Secondary Section and more than 25% in the Intermediate Section dislike nothing in B.H.S. 3.3 % in the Secondary Section and 3.2 % in the Intermediate Section dislike everything.11.8% dislike the bathrooms in the Secondary Section against 19.3% in the Intermediate Section. Furthermore, 20.9% dislike some teachers in the Secondary Section and only 11.8% in the Intermediate Section. Tests are more disliked in the Secondary Section and less than 4% dislike education, rules, and classes in both sections.

When asked about what they like at B.H.S., their answers varied. In the Secondary Section, Campus, Friends and Teachers were rated higher than other criteria. On the other hand, in the Intermediate Section Campus, Friends and 'everything' received the highest rates. Only 17% of the Intermediate students like some teachers as against 26% of the Secondary students. Almost 10% in the Secondary Section like the activities as against less than 5% in the Intermediate Section. Less than 5% in both Sections like the education at B.H.S. Only less than 4% in the Secondary and less than 5% in the Intermediate like nothing at the school.

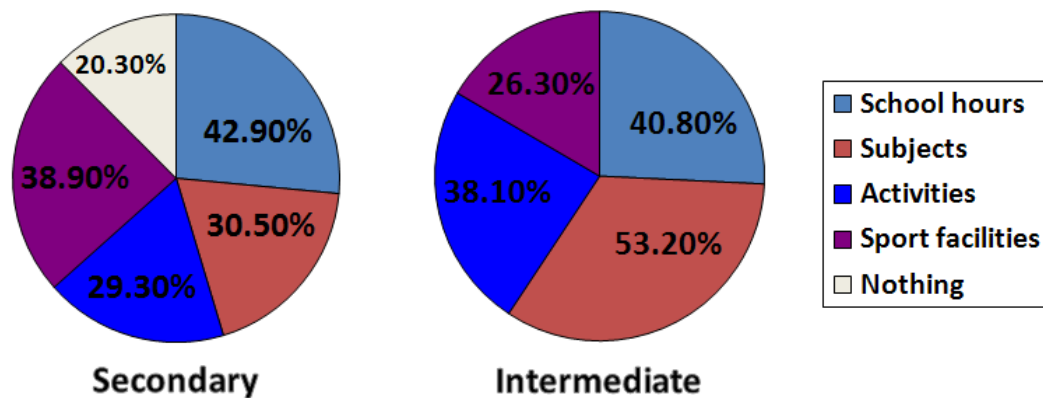


Secondary	Intermediate
7 students (3.9%) like nothing in B.H.S.	9 students (4.8%) like nothing in B.H.S.
21 students (11.8%) like everything in B.H.S.	36 students (19.3%) like everything in B.H.S.
4 students (2.2%) like the location in B.H.S.	3 students (1.6%) like the location in B.H.S.
60 students (33.8%) like the campus in B.H.S.	45 students (24.1%) like the campus in B.H.S.
45 students (25.4%) like friends in B.H.S.	41 students (22%) like friends in B.H.S.
46 students (25.9%) like teachers in B.H.S.	31 students (16.6%) like teachers in B.H.S.
8 students (4.5%) like the education in B.H.S.	9 students (4.8%) like the education in B.H.S.
16 students (9.1%) like the activities in B.H.S.	8 students (4.3%) like the activities in B.H.S.

These were open questions and summarizing the results was not easy. But in general we can see that students tend to like the campus and their friends a lot as well as some of their teachers. More Intermediate than Secondary students seem to dislike the bathrooms while more Secondary students seem to dislike some of their teachers. More Secondary than Intermediate students seem to like the activities at the school. A small percentage in both dislike rules and tests.

In answer to the question as to what must change at B.H.S., the majority 42.9% of Secondary students want to change school hours while the majority of Intermediate students 53.2% want to change subjects.

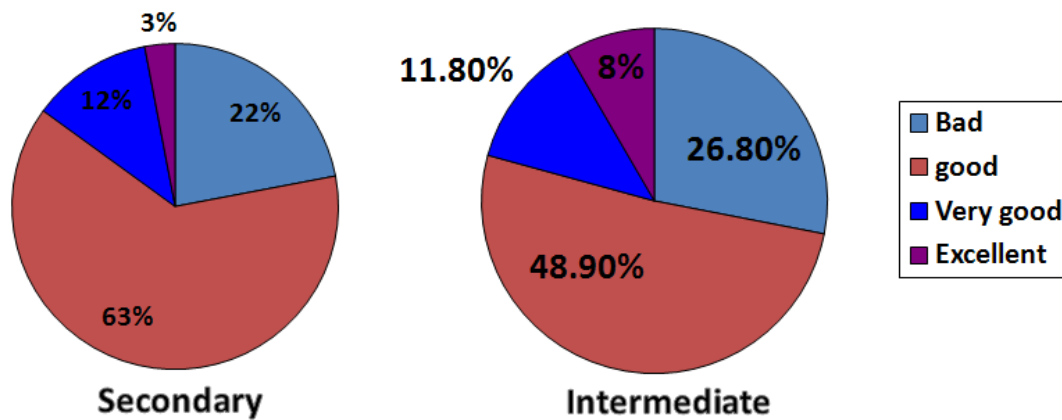
Almost 40% of the Secondary students want changes in the sports facilities against 26.3 % of Intermediate students. Again more Intermediate students (38 %) want changes in activities. Even though this was not a question asked, 20% of the Secondary students want to change nothing.



Secondary	Intermediate
76 students (42.9%) want to change school hours.	76 students (40.8%) want to change school hours.
54 students (30.5%) want to change subjects.	99 students (53.2%) want to change subjects.
52 students (29.3%) want to change activities.	71 students (38.1%) want to change activities.
69 students (38.9%) want to change sport facilities.	49 students (26.3%) want to change sport facilities.
36 students (20.3%) want to change nothing.	***** *****

In the next question, when asked to rate the assembly and advisory as bad, good, very good or excellent, the majority (63 %)of the Secondary students rated them as good, more than 10 % as very good and 3 % as excellent while 22 % think they are bad.

The majority (48.9 %) of the Intermediate students also rated the assembly and advisory as good, more than 10% rated them as very good and 8% as excellent, while 26.8 % rated them as bad.



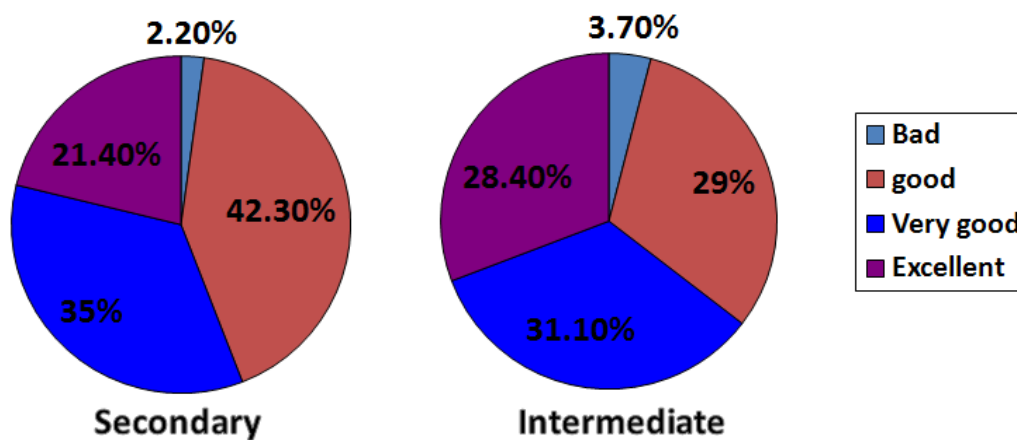
Secondary	Intermediate
41 students (22%) said that the assembly and the advisory are bad.	50 students (26.8%) said that the assembly and the advisory are bad.
112 students (63%) said that the assembly and the advisory are good.	91 students (48.9%) said that the assembly and the advisory are good.
21 students (12%) said that the assembly and the advisory are very good.	22 students (11.8%) said that the assembly and the advisory are very good.
6 students (3%) said that the assembly and the advisory are excellent.	15 students (8%) said that the assembly and the advisory are excellent.

The majority (42.3 %) of the Secondary students rated the yearbook as good, 35% as very good and 21.4 % as excellent.

2.2 % think it is bad.

The majority (31%) of the Intermediate students think it is very good, 29 % think it is good and almost 29 % think it is excellent.

3.7 % think it is bad.

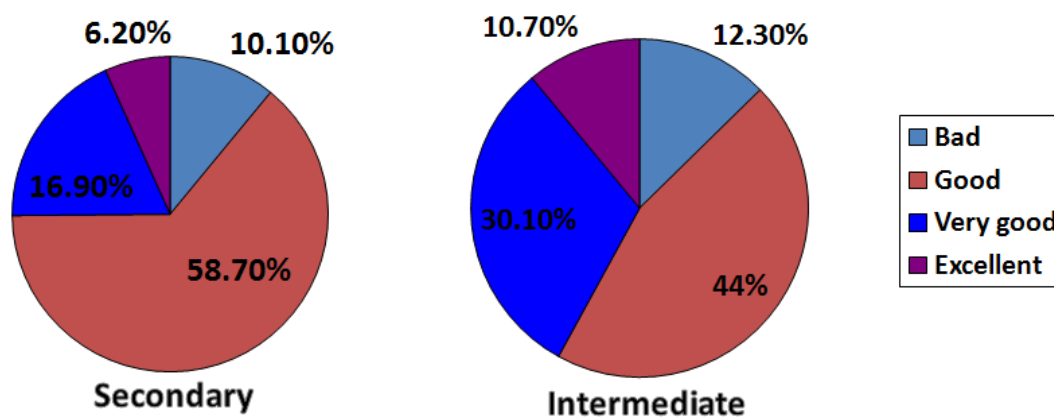


Secondary	Intermediate
4 students (2.2%) said that the yearbook is bad.	7 students (3.7%) said that the yearbook is bad.
75 students (42.3%) said that the yearbook is good.	54 students (29%) said that the yearbook is good.
62 students (35%) said that the yearbook is very good.	58 students (31.1) said that the yearbook is very good.
38 students (21.4%) said that the yearbook is excellent.	53 students (28.4) said that the yearbook is excellent.

As for the newsletter, almost 60 % of the Secondary students rated it as good, almost 17 % as very good and 6 % as excellent.

10 % rated it as bad.

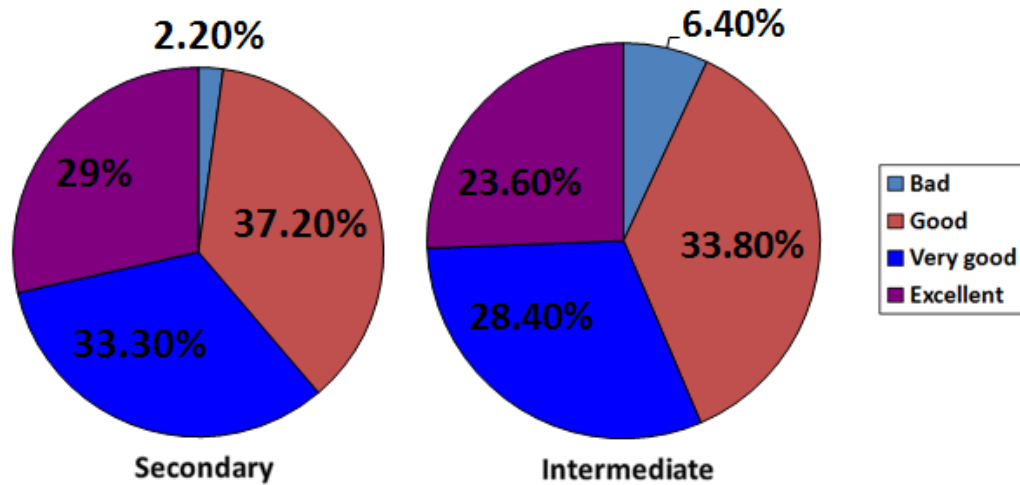
44 % of the Intermediate students rated the newsletter as good, 30 % as very good and almost 11% as excellent while 12.3 % rated it as bad.



Secondary	Intermediate
18 students (10.1%) said that the newsletter is bad.	23 students (12.3%) said that the newsletter is bad.
104 students (58.7%) said that the newsletter is good.	82 students (44%) said that the newsletter is good.
30 students (16.9%) said that the newsletter is very good.	56 students (30.1%) said that the newsletter is very good.
11 students (6.2%) said that the newsletter is excellent.	20 students (10.7%) said that the newsletter is excellent.

Again the majority of the Secondary students think that the community service is either good, very good or excellent as against 2.2 % who think it is bad.

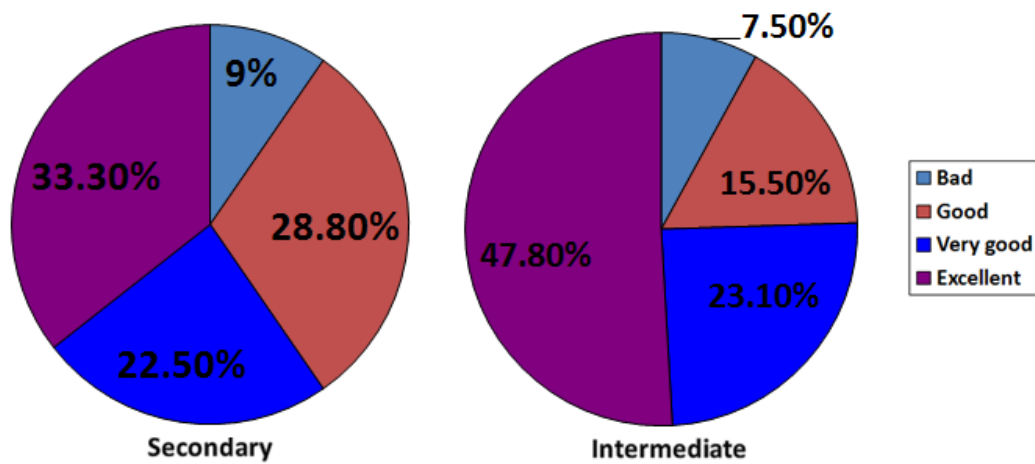
Even though Intermediate students don't participate in the community service, the majority of the Intermediate students also rated it as good, very good or excellent against 6.4 % as bad.



Secondary	Intermediate
4 students (2.2%) said that the community service is bad	12 students (6.4%) said that the community service is bad
66 students (37.2%) said that the community service is good	63 students (33.8%) said that the community service is good
59 students (33.3%) said that the community service is very good	53 students (28.4%) said that the community service is very good
52 students (29%) said that the community service is excellent	44 students (23.6%) said that the community service is excellent

As for the field day, the majority (33.3 %) in the Secondary section think it is excellent and 50 % in the Secondary section think it's either good or very good as against 9 % who rated it as bad.

Almost 70% of the Intermediate section, think it is either excellent or very good and 15 % think it is good while 7.5 % think it is bad.



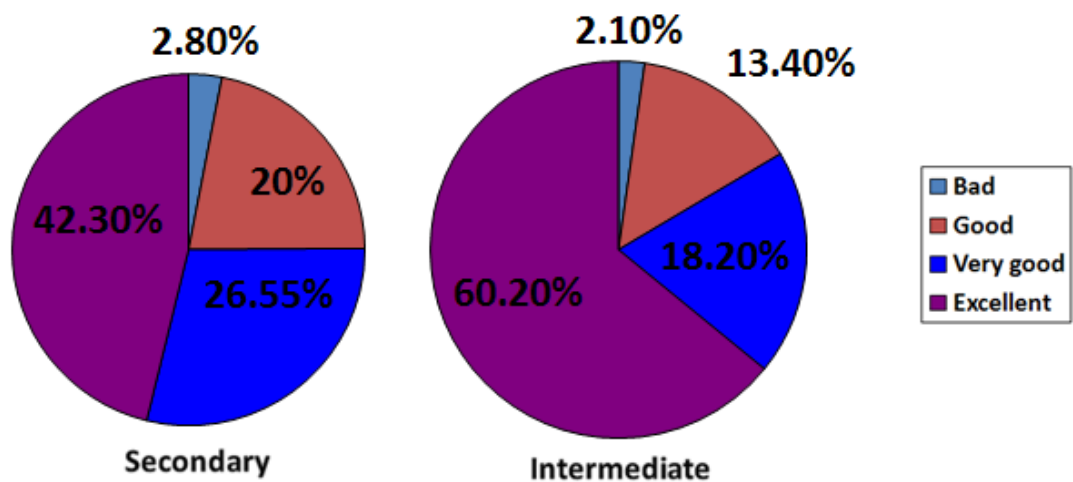
Secondary	Intermediate
16 students (9%) said that the field day is bad	14 students (7.5%) said that the field day is bad
52 students (28.8%) said that the field day is good	29 students (15.5%) said that the field day is good
40 students (22.5%) said that the field day is very good	43 students (23.1%) said that the field day is very good
59 students (33.3%) said that the field day is excellent	89 students (47.8%) said that the field day is excellent

Finally, the majority (42.3 %) of the Secondary students rated the May Queen as excellent and 46.5 % rated it as very good or good.

2.8 % rated it as bad.

60% of the Intermediate students rated the May Queen as excellent and more than 30% rated it as very good or good.

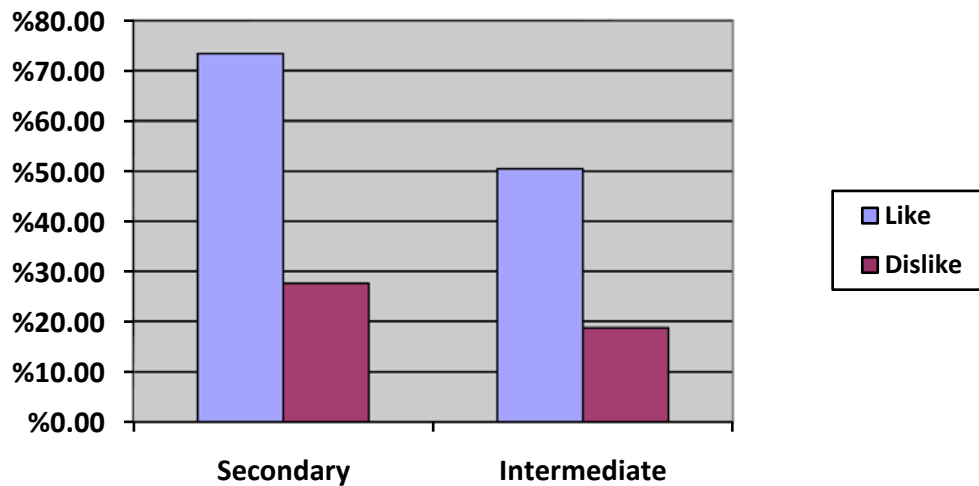
2.1 % think it is bad.



Secondary	Intermediate
5 students (2.8%) said that the May Queen is bad	4 students (2.1%) said that the May Queen is bad
36 students (20%) said that the May Queen is good	25 students (13.4%) said that the May Queen is good
47 students (26.5%) said that the May Queen is very good	34 students (18.2%) said that the May Queen is very good
75 students (42.3%) said that the May Queen is excellent	112 students (60.2%) said that the May Queen is excellent

More Secondary students (73.4 %) than Intermediate students (50%) thought the project was nice.

More than 25% of the Secondary students and almost 20 % of the Intermediate students didn't like it.



Secondary	Intermediate
130 students (73.4%) said that the project is nice.	94 students (50.5%) said that the project is nice.
49 students (27.6%) didn't like the project.	35 students (18.8%) didn't like the project.

To conclude, we are proud to say that the majority of students in the Upper School think very positively of their school. However, we noticed that the Intermediate students want more activities and more subjects added like cooking and photography. The Secondary students want school hours changed. We think that the students at B.H.S. are proud of their school. Still we recommend that the areas where the students gave less positive ratings should be improved.